

LED wall and surface-mounted luminaire - Matt diffuser - direct/indirect distribution

Round LED wall and surface-mounted luminaire, IP40. With a very flat, slightly rounded polycarbonate housing, including anti-theft device and insect protection ring. Housing colour similar to RAL 9003, The time-saving installation is by means of an easy-to-use click-fit system on the luminaire base made of sheet steel. Plug-and-play contact when the luminaire is opened; Housing colour white, similar to RAL 9003; Light distribution direct/indirect distribution by means of Matt diffuser of PMMA plastic, cleaning-friendly. This produces a very homogeneous light in combination with LED individual lenses, UGR (4H/8H) 22.3. Wired ready for connection via 5-pin connection terminal with plug-in contacts. Light Control: netlife easy25; Regiolux Classification: netlife easy; Control signal: DALI broadcast, Radio; Number of control gear (max): 15; Communication: Bluetooth; Sensor technology: HF - high frequency; Installation height (min/max): 2m to 3m; Monitoring area: max. D=8m; App name: Hytronik Koolmesh; System compatibility: easy25, flex44, flex50, flex54, flex55, flex56; Note: Can be linked to further Hytronik Koolmesh controllers.; System extension: easy25; Application: Office, Corridors, Secondary rooms; Function: Motion detection, Corridor function, Guided Light, Daylight control, Manual dimming.

CHARACTERISTICS

Order number	21905226680
EAN number	4020863421176
Commodity code	94051140
Certification mark	IP 40, Protection class I, Heat filament test 650°C, F, Indoor, CE
Impact resistance (IK rating)	IK03 (10°C bis 35°C)
Ambient temperatur	ta 10°C to 35°C
Warranty period	5 years

ELECTRICAL ENGINEERING

Controller	Electronic driver DALI (1 pcs.)
Light Control	netlife easy25
System output	34W
Mains voltage	230V/50Hz
Circuit breakers (inrush current)	14 pieces/B10, 23 pieces/B16, 23 pieces/C10, 38 pieces/C16
Energy efficiency class/light source	C

LIGHTING TECHNOLOGY

Placement	LED, Colour rendering/Light colour CRI ≥ 80 / 3000K
Colour tolerance (MacAdam)	5SDCM
Nominal luminous flux	3968lm
LED service life	50000h L80/B10 (Tq 35°C)
Luminaire luminous efficiency	118lm/W
UGR lat./long.	22.3 / 22.3

MECHANICS

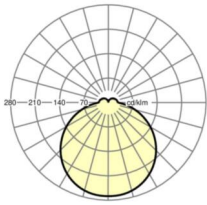
Housing colour	white, similar to RAL 9003
Dimensions (LxWxH/DxH)	500mm x 76mm
Weight (net)	3.22kg
Cable entry KE	See mounting instructions
Type of installation	Ceiling-mounted single installation, Pendant individual mounting, Wall mounting

Dimensions

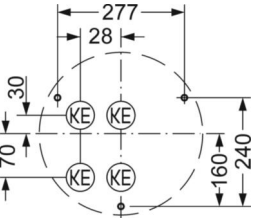

H	76 mm	Height
D	500 mm	Diameter
A1	277 mm	Mounting distance single mounting
A1 alternativ	240 mm	Mounting distance single mounting (alternatively)

DEEP-LINK

<https://www.regiolux.de/en/article/21905226680>



Reference	LED 4000lm 830
ηLB	100 %
Φ ↓/↑	88 % / 12 %
UGR lat./long.	22.3 / 22.3



LC SYSTEM

CHARACTERISTICS

Regiolux Classification	netlife easy
Control signal	DALI broadcast, Radio
Number of control gear (max)	15
Communication	Bluetooth
Sensor technology	HF - high frequency
Installation height (min/max)	2m to 3m
App name	Hytronik Koolmesh
System compatibility	easy25, flex44, flex50, flex54, flex55, flex56
Note	Can be linked to further Hytronik Koolmesh controllers.
System extension	easy25
Application	Office, Corridors, Secondary rooms
Function	Motion detection, Corridor function, Guided Light, Daylight control, Manual dimming

